



Touchpoint Questionnaires

Quickly build questionnaires.
Invite respondents and collect
feedback in real-time.



Contents

- **Touchpoint Questionnaires**
 - At a glance
 - The webapp (End-to-end)
 - Key benefits
- **readyplatform** - The enabling environment
- **About 2Digital Solutions**
- **Contact Us**

Digitise and publish
questionnaires, surveys,
polls ...

(In fact, anything that is Q&A-based)
and receive responses from unlimited
internal and external respondents
whilst you analyse results on-the-fly



About Us

We build and host digital products and solutions at the forefront of technology to enable measurable and practical digital transformation for our clients.



The need

Build and publish questionnaires in a secure environment. Receive and analyse responses that can easily be integrated with any other apps on the platform

Questionnaires is an excellent tool that can be used to digitise all the questionnaires that an organisation usually uses in paper-, Word- or Excel-format and publish these in one central, globally accessible location. Once a questionnaire is built, it is permanently available to the organisation to use as many times as they wish – with the results always remaining available for future analysis.

Once a questionnaire is built, a Session Sponsor creates a session and invites other users to submit their answers. The session will remain active for as long as the session sponsor allows – after which it will be closed and the results made available through the online analysis portal. The Session Sponsor can also download all result to an offline spreadsheet solution such as Microsoft® Excel® or Open Office.

Questionnaires provides the following key benefits:

- Build any poll, survey or questionnaire quickly and easily using an intuitive and straightforward interface
- Publish to everybody in your organisation to external parties and review results on the fly
- Questionnaires can be easily reused and even integrated with other apps on the platform – cutting down on administration
- Once your questionnaires are built, they can even be sold in the premium store to other organisations

A group of five business professionals (three men and two women) are gathered around a table in a modern office setting. They are looking at documents and a laptop, appearing to be in a collaborative meeting. The background shows large windows with a view of greenery outside.


Touchpoint Questionnaires

Quickly build questionnaires. Invite respondents and collect feedback in real-time.



At a glance ...

Built and hosted on our revolutionary flagship digital platform - *readyplatform*




Secure

- The information your respondents is stored securely in encrypted databases and is NEVER shared




Online reporting

- Summary dashboard reports
- Drill down into questions and responses to analyse questions in-depth



Easy to use

- Anybody can build and publish a questionnaire in minutes
- Respondents will find the interface easy and straightforward to use



Collaborate

- Invite others in your team to help administer questionnaires and sessions


Feature-packed

Packed with all the features you would expect from a world-class Q&A solution ... and then some!




Quick

Build a questionnaire in minutes or choose from a library of existing questionnaires and publish right away.




Multiple Formats

Choose from a wide variety of answer formats to ensure that you get the answers you way you want.




Manage respondents

You decide who you want to respond to your questionnaire. Whether they are internal or external to your organisation.




Detailed Logging

Answers can be submitted anonymously or through a proxy. Let your audience decide.



Analyse

Analyse results in real-time using the online dashboards or export for use in your own tool.



Control

Apply question piping and conditional display. You can even pop up alerts based on selected answers.

Touchpoint Questionnaires

Quickly build questionnaires using the intuitive interface

The screenshot displays the Touchpoint Questionnaire editor interface. On the left is a 'Questionnaire Profile' navigation tree. It shows a hierarchy: 'Questionnaire Demo' > 'Section 1' > 'Text-answers' (highlighted). Other options under 'Section 1' include Paragraphs, Radio Buttons, Date formatted question, Check boxes, Drop-down list, Range slider (Copied), Tabular format (Copied), and Rating scale. Under 'Section 2', there are 'Multi-part question with calculated answers' and 'Multi-part question'.

The main editing area on the right contains a blue header with instructions: 'Use this panel to edit the selected question. To work with any other question or section in the questionnaire, click the relevant item in the navigation tree or add a new one.' Below this, the 'Question Text' section has a dropdown menu set to 'Text-answers' and a 'Save Changes' button. There is a checkbox for 'This question has sub-questions that are displayed on the same page' and a dropdown for 'Display this question as a sub-question on the same page as'. The 'Display Order' is set to '2'. The 'Description or background to the question' section includes a rich text editor with 'Bold', 'Italic', 'Underline', 'Small', and alignment icons. The text area contains the placeholder: 'Answers provided to this question type could be text or numbers with many different validation types'. Below this is a checkbox for 'Show the description before the question' and another rich text editor for 'Special instructions to respondents' with the same formatting options. The text area contains the placeholder: 'Special instructions to respondents could be added here'.

Touchpoint Questionnaires

Packed full of additional features so you can define the questions and expected answers in exactly the way you need

- Define your own selectable options
- Set validations for different answer types
- Define routings based on answers provided
- Add custom messages that are displayed when users select certain responses

This screenshot shows the 'Answer Options' tab of the configuration dialog. It features a dropdown menu set to 'Dropdown' and a text input field for adding options. Below this, a list of options is shown: 'Yes', 'No', and 'No applicable', each with a red trash icon for deletion. A 'Tips' section provides instructions on how to add and delete options. A blue 'Add' button is located next to the text input field.

This screenshot shows the 'Routing' tab of the configuration dialog. It is organized into a table with two columns: 'If the user selects this option ...' and '.. then jump to ...'. The rows correspond to the 'Yes', 'No', and 'No applicable' options. For 'Yes', the 'jump to' dropdown is set to 'Question'. For 'No', it is set to 'Section 2'. For 'No applicable', it is set to 'Stay on current question'. A blue 'Save and Close' button is at the bottom right.

This screenshot shows the 'Validation' tab of the configuration dialog. It includes a checked checkbox for 'An answer to this question is mandatory'. Below this, there are dropdowns for 'Number' and 'Greater than', followed by a text input field containing the value '12'. A text input field for a custom error message contains the text 'The value entered must be greater than 12'. A blue 'Save and Close' button is at the bottom right.

This screenshot shows the 'Alerts' tab of the configuration dialog. It features a table with two columns: 'If the user selects this option ...' and '.. then show this alert'. The rows correspond to 'Yes', 'No', and 'No applicable'. For 'Yes', the alert is 'You chose the correct option...'. For 'No', it is 'That's not quite right ... please...'. For 'No applicable', it is 'Are you sure?'. A blue 'Save and Close' button is at the bottom right.

Touchpoint Questionnaires

Create sessions and invite respondents

- Invite users from within your organisation or externally
- Use the pre-formatted templates to easily invite hundreds of respondents or add them from the selection list of registered users
- Send invitations and reminders directly from the respondents
- Easily track and monitor who has responded

The integrated messaging and alerts engine makes it easy to send invitations and alerts

Invite or send a reminder to any of the below respondents by clicking the icon alongside the respondent's name
You can also invite respondents in bulk using the action button below.

Session Respondents

[Add Respondent](#) [Get the upload template](#) [Upload Respondents](#) [With selected records:](#) [Toggle Filter Bar](#) [Delete ALL records](#)

Search:

<input type="checkbox"/>	Respondent Name	Email	Contact Number	Department	Title	Date Invited	Last reminder sent	Date Responded	Status	Actions
<input type="checkbox"/>	Renier van Schalkwijk	renier.vanschalkwijk@readyplatform.co.za		Head Office	Development	04 Feb 2021	04 Feb 2021	n/a	Started	<input type="checkbox"/>

Touchpoint Questionnaires

Analyse answers online ... or export for offline processing

- Drill-down into each question to view all individual responses – with visualisations
- Investigate entire answer sets submitted individual respondents
- Draw down complete lists of all answers submitted for the entire questionnaire

The screenshot displays a web-based questionnaire analysis tool. On the left, a navigation pane shows a tree structure under 'Questionnaire Demo' with 'Section 1' expanded to show various question types. 'Drop-down list' is selected and highlighted in blue. The main area is divided into two sections. The top section, titled 'Toggle Filter Bar', contains a search box and a table of responses. The table has four columns: 'Date Responded', 'Respondent Name', 'Answer', and 'Additional Comments'. A single entry is shown for '27 Feb 2021' by 'Eugene Pfister' with the answer 'Yes'. Below the table, it indicates 'Showing 1 to 1 of 1 entries' and 'Show 10 entries'. There are buttons for 'Copy', 'CSV', 'Excel', and 'Print', along with 'Previous' and 'Next' navigation buttons. The bottom section contains two charts. The left chart, 'Spread of responses provided for this question', is a pie chart showing 100% for 'Yes' (green), 0% for 'No' (red), and 0% for 'No applicable' (dark green). The right chart, 'Count of responses provided for this question', is a bar chart with a y-axis from 0 to 1 and x-axis categories 'Yes', 'No', and 'No applicable'. A single bar of height 1 is shown for 'Yes'.

Date Responded	Respondent Name	Answer	Additional Comments
27 Feb 2021	Eugene Pfister	Yes	

Showing 1 to 1 of 1 entries
Show 10 entries

Copy CSV Excel Print

Previous 1 Next

Spread of responses provided for this question


Count of responses provided for this question

readyplatform

Tapping into the capabilities of our always-on, digital platform, we will help you reinvent your business processes, provide an intuitive interface and enable key analytic reporting to help you get the best out of your business processes

readyplatform at a glance

A digital delivery platform providing the ecosystem needed to rapidly build, deploy and host digital products and solutions to help businesses innovate and digitise at unprecedented rates



Always On


readyplatform lives in the cloud. This means that you can access your data and applications at any time from anywhere in the world

Perform assessments and analyse results when it suits you from wherever!



Detailed Logging

... and user tracking, combined with digital signatures, mean that you can track and trace all actions performed by you and your employees




Drive innovation

Utilising our flexible architecture means that we can help you launch your own digital solutions quickly and at much reduced cost over traditional development methods

You're not tied just to Touchpoint Questionnaires. We can leverage our platform to provision or build out any solution you may need

readyplatform security

Built to the strictest security standards, you have peace of mind knowing that your data and applications are kept in a secure environment and that it is managed in compliance with data protection regulations




Data Protection

readyplatform uses a secure protocol (HTTPS) for keeping all data encrypted when shared between your platform and a user's browser. No data can be shared with third-party entities without your explicit consent. When at rest (in a database), your data is encrypted too, providing an additional strong layer of protection.




Security Practices

readyplatform is built on a safety-first basis to follow best practices and comply with the latest security guidelines. These include OWASP's recommendations for secure application development. Independent third-party penetration tests are regularly performed on all our products and infrastructure to identify and confront any current vulnerabilities.



Data Redundancy

Your data requires the highest degree of protection with no room for compromise. Our fully-managed cloud deployment offers multiple levels of data redundancy both at infrastructure and application level.



Solid Infrastructure

Our virtual cloud services use world-class infrastructure providers like Microsoft for your system's efficiency, safety and round-the-clock accessibility. Our providers are just as reliable and are highly qualified and equipped with the latest security-related certificates to offer first-class services.



practical

*/ 'praktɪk(ə)l/
adjective*

of or concerned with the actual doing or use of something rather than with the theory and ideas

2Digital Solutions

We build and host digital products and solutions at the forefront of technology to enable measurable and practical digital transformation for our clients

2Digital Solutions at a glance

Established in 2016

South African Registered
2016/268563/07


VAT Registered
4280276199

Our core team has over 40 years combined experience in IT development, IT consulting and IT assurance

Our extended team of developers and professional consultants cover a variety of subject matters including financial, tax, audit and general advisory




We operate globally servicing our clients on every continent



Portfolio of Service Offerings

- Application Criticality Assessment Toolkit
- Bursary Management
- Case Management Solutions
- Declarations
- Document Collaborator
- Finding Manager
- Employee Mobility
- Help Desk Solution
- IFC Toolkit
- Polls
- Questionnaires
- Risk Manager
- Risk Management Query System
- Self Assessment Toolkit
- Staff Management
- Surveys
- Tax and Rebate Calculators




Major Clients





Contact Us

 Eugene Pfister

 +27 83 297 3452

 eugene.pfister@readyplatform.co.za

 <http://www.2digital.co.za/>